



Enriching Lives


KIRLOSKAR OIL ENGINES LIMITED

A Kirloskar Group Company

DIESEL GENERATING SETS

Model		275WS60	275W60
Type		SAE	Open
Standby Power (ESP)	kVA / kWe	275 / 220	
Prime Power (PRP)	kVA / kWe	250 / 200	
Phase / Volts		3 Phase / 220 V	

SAE: Sound Attenuated Enclosure, Ratings are as per ISO8528; refer page 5 for definitions



Power, Performance, Peace of mind

60 Hz



KIRLOSKAR
GREEN
POWER IDEAS

Note: Above picture shown for illustration purpose only, actual product may be different.



Enriching Lives

Generating Set Specifications			
Model		275WS60	275W60
Type		SAE	Open
Line Voltage	V	220	
Phase Voltage	V	127	
Power factor	---	0.8 (lag)	
Fuel tank capacity	L	310	310
Fuel consumption % of PRP ¹	50% load	31.8	31.8
	75% load	44.4	44.4
	100% load	56.2	56.2
Sound level at 7m at 75% load as per ISO8528-10	dB(A)	70	---

Engine, Alternator and Controller			
	Engine	Alternator	Controller
Make	Kirloskar	Stamford	Deepsea
Model	6SL8800TA	UCI274J1/K1	DSE6120 MKII
Type	Liquid cooled	Brushless	Microprocessor based

Product Benefits

- High Performance and Reliability
- Low Fuel Consumption
- Extended Service Interval
- Easy Installations
- Low maintenance cost

Performance Assurance

- Total Quality Management System
- Engines & Generating set fully manufactured by us in facilities certified to ISO9001, ISO 14001 & OHSAS 18001
- Generating set complies to ISO 8528
- Engines comply to ISO 3046 & AC Generators comply to BS5000, IEC34

Support

- Service support in all countries of operation

1. +5% tolerance is applicable as per ISO3046. Fuel consumption based on diesel fuel with a specific gravity of 0.85 and confirming to BS 2869, Class A2.





Engine Specifications

Physical Data		Air System	
Engine rpm	1800	Air filter type	Dry replaceable
Configuration	Inline	Air volume required for combustion (m ³ /hr)	1248
Cylinders	6	Air volume required for cooling (m ³ /hr)	19800
Type	Four stroke	Air volume required by alternator (m ³ /hr)	2880
Bore x Stroke (mm)	118 x 135	Total fresh air required (m ³ /hr)	23928
Displacement (L)	8.86		
Cooling	Liquid cooled	Cooling System	
Aspiration	Turbocharged Aftercooled	Cooling system capacity (L)	43
Compression ratio	17.5 : 1	Coolant type	Ethylene glycol based premixed with water in ratio 50:50, antifreeze & anti corrosion type
Piston speed (m/s)	8.1	Radiator fan load (hp)	12
hp Prime @ 1800rpm	310		
hp Standby @ 1800rpm	341		

Fuel System		Exhaust System	
Type of fuel filter	Two stage spin on type	Exhaust gas flow rate (kg/hr)	TBA
Governor type	Electronic	Maximum exhaust gas temperature (°C)	550
Class of governing	ISO 8528-5, Class G2	Max. allowed back pressure (mm of Hg)	50
Recommended Fuel	Class A2, High speed diesel	Flange details for exhaust piping extension (mm)	PCD 190+/-0.5, 8 holes 19.0 +/-0.5

Electrical System		Lubrication System	
Starting arrangement	24V Electric	Type of lube oil filter	Full flow spin on type
Starter battery rating	2 x 200Ah	Oil to be used	SAE 15W40 API:CI4
Battery charging alternator	Engine mounted 24V	Oil pump type	Through G-rotor gear pump
Battery charging alternator	45 A	Lube oil sump capacity (L) refill / first fill	21 / 24
Battery charger ²	24V 2A / 5A with float & boost mode	Lube oil consumption	0.3% of fuel consumption

2. Optional extra accessory.



Alternator Specifications

Alternator Physical Data			Alternator Operating Data	
Continuous rating	Insulation Class	H	Over speed (RPM)	2250
	kVA at 0.8 PF	250	Excitation	Self-excited (brushless)
	Temperature rise (°C)	125 /40°C	Cooling method	Forced through shaft mounted blower fan
Number of bearings		1	THD at full linear balanced load AC waveform	Less than 5%
Pole		4	Efficiency at full load	92.7
Leads		12	Voltage Regulation (%)	± 1.0
Winding pitch		2/3	Reactance per unit (Xd)	2.903
Ingress Protection Rating		IP 23	Reactance per unit (X'd)	0.136
Voltage regulator		AS440	Reactance per unit (X''d)	0.089
Recommended earthing type		Solid separate for neutral and body		

Control System Features and safeties

On display screen		Protections	Warning	Shutdown	Indication	Digital Input
Generator Volts, Amps, Hz	✓	Low oil pressure	No	✓	✓	-----
Generator kW, kVA, kVA _r	✓	High coolant temperature	✓	✓	✓	-----
Generator per phase PF	✓	Low fuel level	✓	✓	✓	-----
Generator kWhr meter	✓	Low coolant level	No	✓	✓	-----
Earth current (A)	No	Under & over speed	✓	✓	✓	-----
Grid (Mains) Voltage (L-L)	✓	Low & high battery voltage	✓	No	✓	-----
Battery Voltage (V)	✓	Low charge alternator	✓	No	✓	-----
Engine start attempts	✓	Emergency stop	No	✓	✓	-----
Engine Temperature (°C)	✓	Fail to start & fail to stop warning	✓	No	✓	-----
Engine speed (RPM)	✓	Auto remote start/stop DI	----	----	----	✓
Engine Run Hours (Hours & Min.)	✓	Under & over voltage	✓	✓	✓	-----
Lube oil Pressure (kPa, PSI, bar)	✓	Under & over frequency	✓	✓	✓	-----
Fuel level (%)	✓	Over kW or Overcurrent	No	✓	✓	-----

Communication ports		✓ Available	No - Not available	---- Not applicable
RS485	No			
RS232	No			



Standard and Optional Features

Generating Set (*applicable only for SAE type)

- Top lifting arrangement*
- Silencer mounted inside canopy*
- External fuel filling access*
- Longer fuel tank breather tube
- Door for radiator access*
- Coolant drain arrangement
- Mesh on exhaust tail pipe
- Fuel transfer pump
- Stainless steel door hinges*
- Control panel door stopper*
- Fuel priming manual pump
- External standalone fuel tank

Engine

- SMF Battery
- Lube oil drain pump*
- Dual (electrical + mechanical) fuel gauge
- Guard for rotating parts
- Water separator
- Electronic governor
- Over-cranking protection
- Jacket water heater

Alternator

- Alternator space heater
- Remote voltage adjustment potentiometer
- Alternator inlet louver filter
- PMG
- Droop current transformer

Controls

- Automatic Starting & AMF facility
- ATS Panel
- 4 Pole circuit breaker
- Communication port RS485/RS232
- 24V DC hooter
- Synchronization panels
- Static Battery charger
- Kirloskar remote monitoring (KRM) unit
- Dummy Load bank

- Standard Feature
- Optional Feature

Generating set ratings definitions as per ISO8528:

(De-rating is applicable for climatic conditions other than standard reference conditions of ISO8528-1)

Standby Rating / Emergency Standby power / ESP: These ratings are applicable for supplying electrical power at variable load in the event of a utility power failure. The standby power is maximum power available with no overload permitted on these ratings. The permissible average power output over 24 hours of operation shall not exceed 70% of the ESP. The alternator on this model is peak continuous rated (as defined in ISO 8528-3)

Prime Rating / PRP: These ratings are applicable for supplying continuous electrical power at variable load in lieu of commercial purchased power. There is no limitation to the annual hours of operation and this model can supply 10% overload power for 1 hour in 12 hours. The permissible average power output over 24 hours of operation shall not exceed 70% of the PRP.

Continuous Rating / COP: These ratings are applicable for supplying power continuously to a constant load up to the maximum output rating for unlimited hours. No sustained overload capability is available for this rating.



Enriching Lives

Documents & Quality Standards

Documents

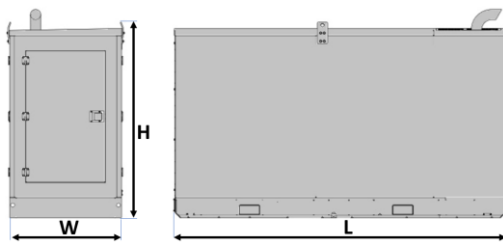
Generating set user manual, engine operation and maintenance manual – in soft form

Quality standards

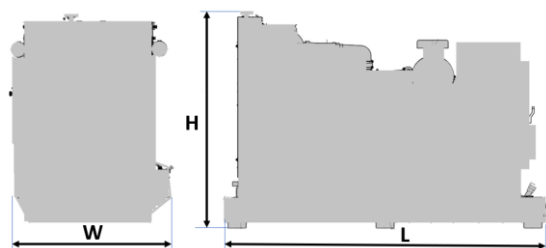
ISO 8528, ISO 3046, IS 10002, BS5514, DIN 6271, ISO 9001, ISO 14001

Weight & Dimensions			
Model		275WS60	275W60
Type		SAE	Open
Overall dimensions ³	Length x Width x Height	cm	436 x 167 x 223
Weight ⁴	Weight with oil & coolant	kg	3670

SAE



OPEN



3. Dimensions are for logistics purpose only. Please refer installation / GA drawing for installation.
4. Weight mentioned is for indicative only. Actual weight may vary based on configuration.

KIRLOSKAR OIL ENGINES LIMITED

A Kirloskar Group Company

Head Office: Laxmanrao Kirloskar Road, Khadki, Pune 411 003, India.

Tel.: +91 20 2581 0341 / 534 Fax: +91 20 2581 3208 Website: www.koel.co.in

International business office:

KIRLOSKAR DMCC

JBC-5, Cluster W, Jumeirah Lake Towers,
P. O. Box 37745, Dubai. U.A.E
Tel.: +971 4 443 8591
Fax: +971 4 441 4532
Email: enquiry@kirloskar.ae
Website: www.kirloskarib.com

KIRLOSKAR KENYA LTD.

P.O. Box 60061, Off Dunga Road, Nairobi,
Kenya. Tel.: +254 20 653 6632
Fax: +254 20 653 3390
Email: rspatil@kirloskar.co.ke

THE REP. OFFICE OF KIRLOSKAR

Suite 1331A, 13th Floor, Level One Saigon,
mPlaza Saigon,
No. 39 Le Duan Street, Ben Nghe Ward,
District 1, Ho Chi Minh City,
Vietnam Tel.: +84 77 9659756
Email: Sanjay.Kunchetti@kirloskar.com

KIRLOSKAR TRADING SA(PTY) LTD

Unit B1, The Stables Business Park, Cnr of
Third Avenue & Second Road, Limbro Park,
Modderfontein, Johannesburg.
Tel.: +27(0) 11 553 6900/6903
Email: kirsons@kirloskar.co.za

KOEL AMERICAS CORPORATION

33300 Egypt Lane, Suite C300, Magnolia,
TEXAS – 77354, United States
Tel.: +1 346 248 5777
Email: Vinay.Kulkarni@koelamerica.com

Kirloskar Oil Engines Limited reserved the right to change the design or specifications without notice.